



Dynamic Budgets User Guide for How to Upgrade Your License File



User Guide for How to Upgrade Your License File



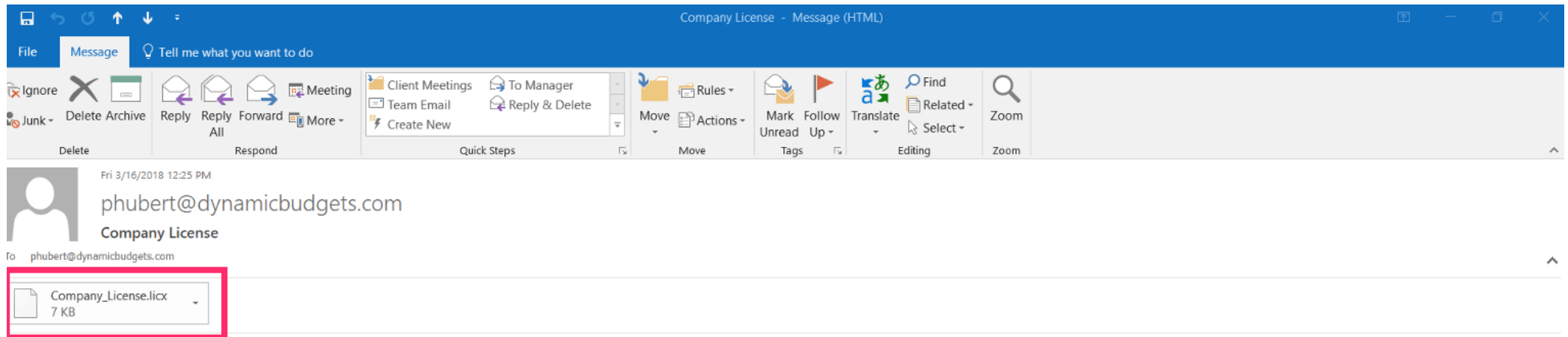
Purpose: How to Upgrade Your License. This procedure shows a customer how to upgrade their expired Dynamic Budgets software license.



How to Upgrade Your License


Purpose: This procedure shows a customer how to upgrade their expired Dynamic Budgets software license.

 Dynamic Budgets support will email you a new license.



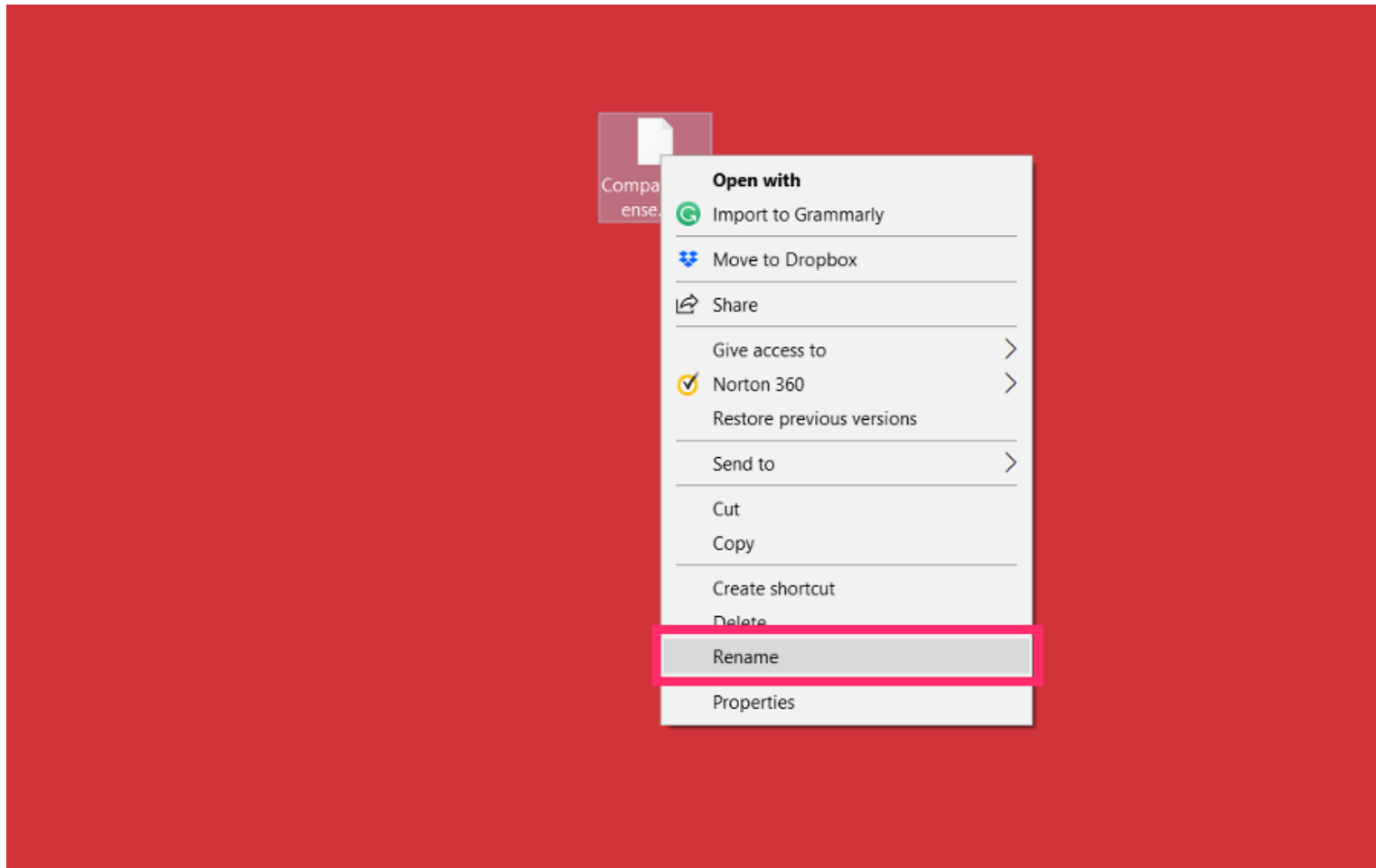


Save the license to your desktop.



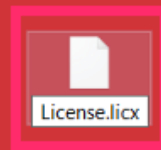


Right-Click, then click on **Rename**






Rename the file **License.licx**.

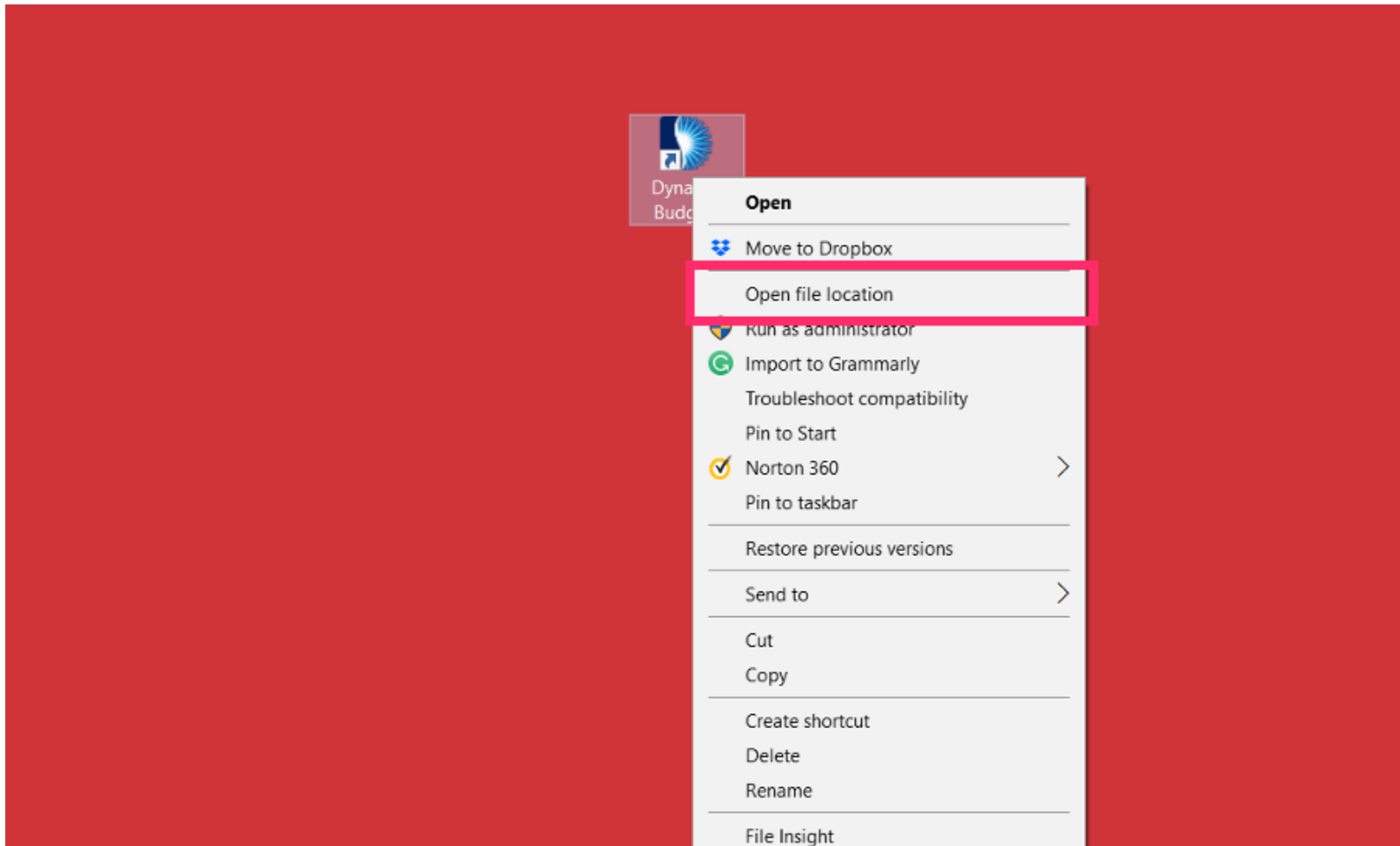


 **Right-Click** on the Dynamic Budgets shortcut.





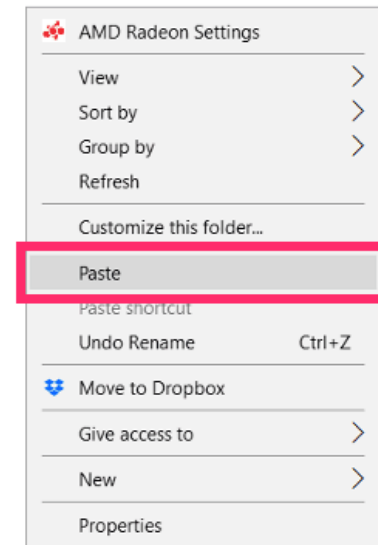
Click on **Open file location**.





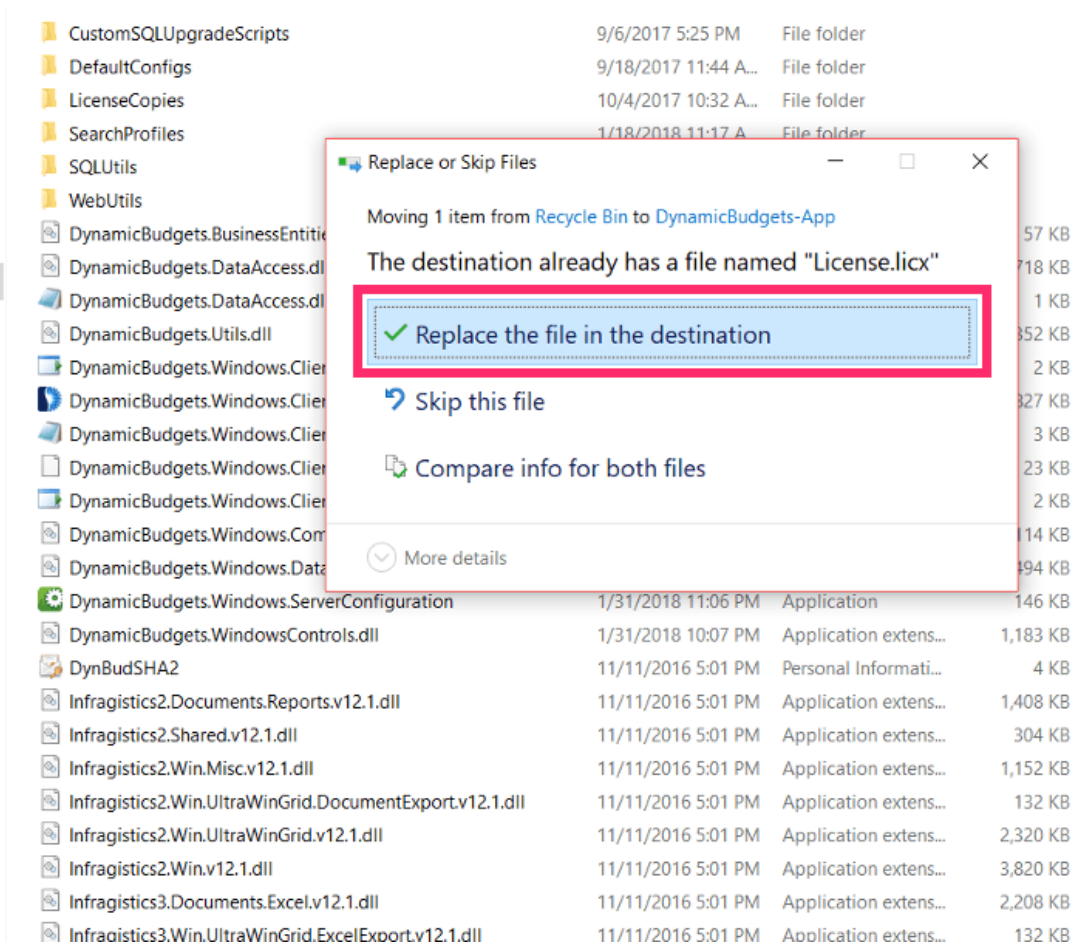
Right-Click, then click on **Paste**

CustomSQLUpgradeScripts	9/6/2017 5:25 PM	File folder	
DefaultConfigs	9/18/2017 11:44 A...	File folder	
LicenseCopies	10/4/2017 10:32 A...	File folder	
SearchProfiles	1/18/2018 11:17 A...	File folder	
SQLUtils	9/18/2017 11:44 A...	File folder	
WebUtils	9/18/2017 11:44 A...	File folder	
DynamicBudgets.BusinessEntities.dll	1/31/2018 9:58 PM	Application extens...	57 KB
DynamicBudgets.DataAccess.dll	1/31/2018 9:59 PM	Application extens...	6,718 KB
DynamicBudgets.DataAccess.dll	6/11/2015 12:18 A...	CONFIG File	1 KB
DynamicBudgets.Utils.dll	1/31/2018 9:58 PM	Application extens...	352 KB
DynamicBudgets.Windows.Client	9/8/2016 4:39 PM	Application Manif...	2 KB
DynamicBudgets.Windows.Client	1/31/2018 11:06 PM	Application	3,827 KB
DynamicBudgets.Windows.Client.exe	2/13/2018 1:19 PM	CONFIG File	3 KB
DynamicBudgets.Windows.Client.exe.manifest	9/8/2016 4:39 PM	MANIFEST File	23 KB
DynamicBudgets.Windows.Client.vshost	9/8/2016 4:39 PM	Application Manif...	2 KB
DynamicBudgets.Windows.Common.dll	1/31/2018 10:07 PM	Application extens...	114 KB
DynamicBudgets.Windows.DatabaseConfiguration.dll	1/31/2018 10:57 PM	Application extens...	494 KB
DynamicBudgets.Windows.ServerConfiguration	1/31/2018 11:06 PM	Application	146 KB
DynamicBudgets.Windows.Controls.dll	1/31/2018 10:07 PM	Application extens...	1,183 KB
DynBudSHA2	11/11/2016 5:01 PM	Personal Informati...	4 KB
Infragistics2.Documents.Reports.v12.1.dll	11/11/2016 5:01 PM	Application extens...	1,408 KB
Infragistics2.Shared.v12.1.dll	11/11/2016 5:01 PM	Application extens...	304 KB
Infragistics2.Win.Misc.v12.1.dll	11/11/2016 5:01 PM	Application extens...	1,152 KB
Infragistics2.Win.UltraWinGrid.DocumentExport.v12.1.dll	11/11/2016 5:01 PM	Application extens...	132 KB
Infragistics2.Win.UltraWinGrid.v12.1.dll	11/11/2016 5:01 PM	Application extens...	2,320 KB
Infragistics2.Win.v12.1.dll	11/11/2016 5:01 PM	Application extens...	3,820 KB
Infragistics3.Documents.Excel.v12.1.dll	11/11/2016 5:01 PM	Application extens...	2,208 KB
Infragistics3.Win.UltraWinGrid.ExcelExport.v12.1.dll	11/11/2016 5:01 PM	Application extens...	132 KB





Click on **Replace the file in the destination.** Now you should be able to log into Dynamic Budgets again.





That's It. You're Done.



That's It. You're Done.